



GE Lighting

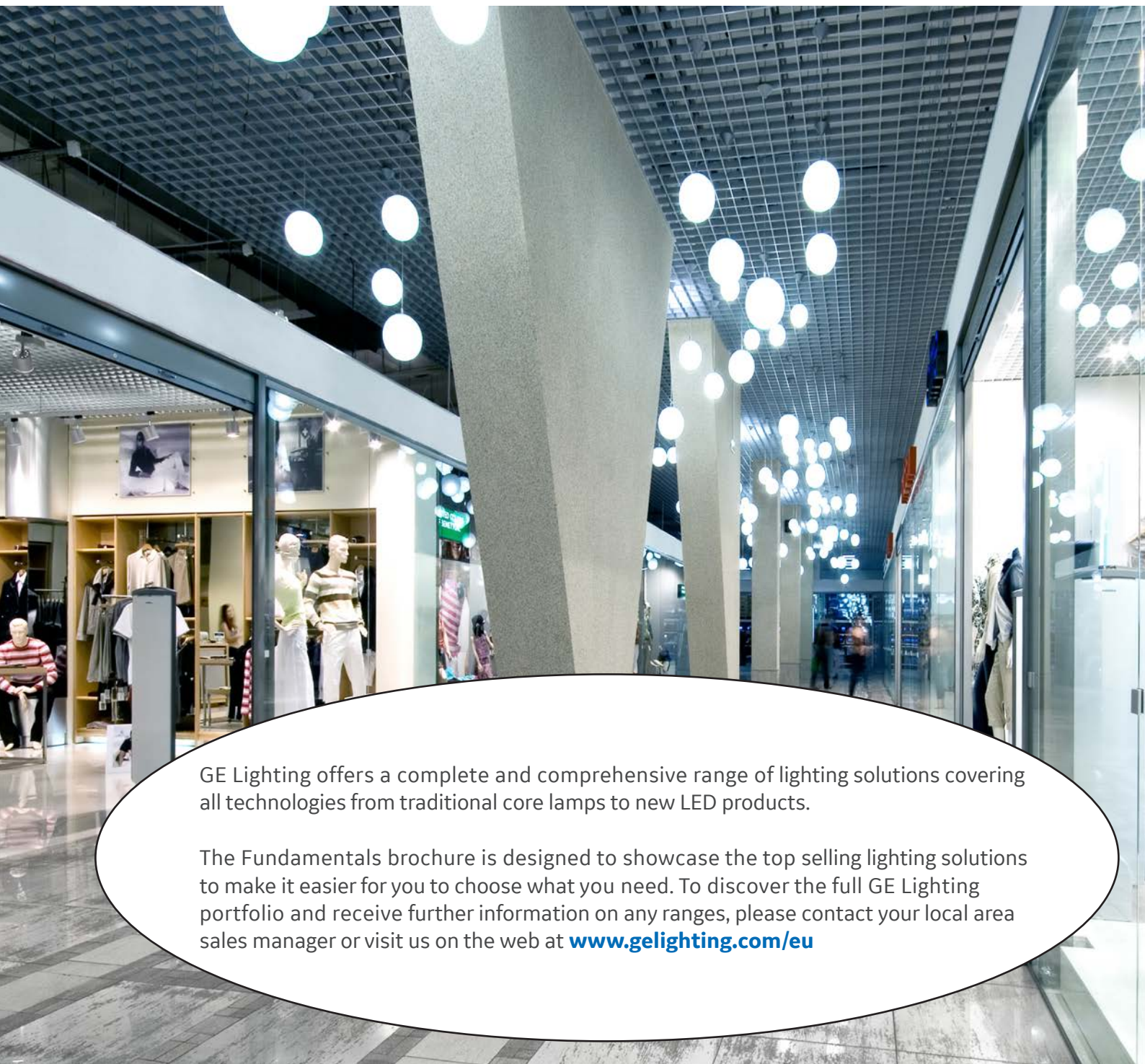
The Fundamentals

2017



Content

LED Lamps	3
Light Emitting Diode (LED)	4
Traditional Lamps	9
High Intensity Discharge Lamps (HID)	10
Linear Fluorescent Lamps (LFL)	13
Compact Fluorescent Lamps (CFL) with pins	15
Compact Fluorescent Lamps (CFL) electronic	17
Halogen Lamps	18
Special Lamps	19
Indoor LED Luminaires	20
Outdoor LED Luminaires	22










GE Lighting offers a complete and comprehensive range of lighting solutions covering all technologies from traditional core lamps to new LED products.












The Fundamentals brochure is designed to showcase the top selling lighting solutions to make it easier for you to choose what you need. To discover the full GE Lighting portfolio and receive further information on any ranges, please contact your local area sales manager or visit us on the web at www.gelighting.com/eu











LED Lamps

Product Code	Previous Code	Product Description	Wattage (W)	Lumen (lm)	Volt (V)	Cap	CCT (K)	Beam Angle (°)	Lifetime (h)	Energy Class	Pack Qty	Picture
LED BRIGHT STIK™												
* also available in Single pack												
93047281	-	LED 7/STIK/830/100-240/E14/F 3/15*	7	550	100-240	E14	3000	240	15 000	A+	Triple pack	
93047524	-	LED 7/STIK/840/100-240/E14/F 3/15*	7	600	100-240	E14	4000	240	15 000	A+	Triple pack	
93048805	-	LED 7/STIK/865/100-240/E14/F 3/15*	7	600	100-240	E14	6500	240	15 000	A+	Triple pack	
93023175	-	LED 6/STIK/830/100-240/E27/F 3/15	6	470	100-240	E27	3000	240	15 000	A+	Triple pack	
93023174	-	LED 6/STIK/840/100-240/E27/F 3/15	6	470	100-240	E27	4000	240	15 000	A+	Triple pack	
93032231	-	LED 6/STIK/865/100-240/E27/F 3/15	6	470	100-240	E27	6500	240	15 000	A+	Triple pack	
93023173	-	LED10/STIK/830/100-240/E27/F 3/15*	9	810	100-240	E27	3000	240	15 000	A+	Triple pack	
93023172	-	LED10/STIK/840/100-240/E27/F 3/15*	9	810	100-240	E27	4000	240	15 000	A+	Triple pack	
93023110	-	LED10/STIK/865/100-240/E27/F 3/15*	9	810	100-240	E27	6500	240	15 000	A+	Triple pack	
93038722	-	LED12/STIK/830/100-240/E27/F 2/10*	12	1060	100-240	E27	3000	240	15 000	A+	Dual pack	
93038720	-	LED12/STIK/840/100-240/E27/F 2/10*	12	1060	100-240	E27	4000	240	15 000	A+	Dual pack	
93038721	-	LED12/STIK/865/100-240/E27/F 2/10*	12	1060	100-240	E27	6500	240	15 000	A+	Dual pack	
93023114	-	LED16/STIK/830/100-240/E27/F 2/10*	15	1521	100-240	E27	3000	240	15 000	A+	Dual pack	
93023113	-	LED16/STIK/840/100-240/E27/F 2/10*	15	1521	100-240	E27	4000	240	15 000	A+	Dual pack	
93023111	-	LED16/STIK/865/100-240/E27/F 2/10	15	1521	100-240	E27	6500	240	15 000	A+	Dual pack	
93032230	-	LED 6/STIK/830/100-240/B22/F 3/15	6	470	100-240	B22	3000	240	15 000	A+	Triple pack	
93023171	-	LED10/STIK/830/100-240/B22/F 3/15	9	810	100-240	B22	3000	240	15 000	A+	Triple pack	
93038719	-	LED12/STIK/830/100-240/B22/F 2/10	12	1060	100-240	B22	3000	240	15 000	A+	Dual pack	
93023112	-	LED16/STIK/830/100-240/B22/F 2/10	15	1521	100-240	B22	3000	240	15 000	A+	Dual pack	
LED FILAMENT A60												
93046418	-	LED4/A60 FIL/827/220-240V/E27 Clear	4	460	220-240	E27	2700	355	10 000	A++	1/6	
93046416	-	LED4/A60 FIL/827/220-240V/E27 Pearl	4	460	220-240	E27	2700	355	10 000	A++	1/6	
93046417	-	LED5/A60 FIL/827/220-240V/E27 Clear	5	590	220-240	E27	2700	355	10 000	A++	1/6	
93046420	-	LED5/A60 FIL/827/220-240V/E27 Pearl	5	590	220-240	E27	2700	355	10 000	A++	1/6	
93046421	-	LED6.5/A60 FIL/827/220-240V/E27 Clear	6.5	760	220-240	E27	2700	355	10 000	A++	1/6	
93046419	-	LED6.5/A60 FIL/827/220-240V/E27 Pearl	6.5	760	220-240	E27	2700	355	10 000	A++	1/6	
LED FILAMENT G80												
-	-	LED4/G80 FIL/827/220-240V/E27 Clear	4	460	220-240	E27	2700	355	10 000	A++	1/4	
-	-	LED4/G80 FIL/827/220-240V/E27 Pearl	4	460	220-240	E27	2700	355	10 000	A++	1/4	
-	-	LED5/G80 FIL/827/220-240V/E27 Clear	5	590	220-240	E27	2700	355	10 000	A++	1/4	
-	-	LED5/G80 FIL/827/220-240V/E27 Pearl	5	590	220-240	E27	2700	355	10 000	A++	1/4	
-	-	LED6.5/G80 FIL/827/220-240V/E27 Clear	6.5	760	220-240	E27	2700	355	10 000	A++	1/4	
-	-	LED6.5/G80 FIL/827/220-240V/E27 Pearl	6.5	760	220-240	E27	2700	355	10 000	A++	1/4	
LED FILAMENT CANDLE												
93051684	-	LED2.5/B35FIL/827/E27/220-240V/ 1/10	2.5	250	220-240	E27	2700	355	10 000	A++	1/10	
93051683	-	LED2.5/B35FIL/827/E14/220-240V/ 1/10	2.5	250	220-240	E14	2700	355	10 000	A++	1/10	
93051682	-	LED2.5/B35FIL/827/B22/220-240V/ 1/10	2.5	250	220-240	B22	2700	355	10 000	A++	1/10	
93051681	-	LED4/B35FIL/827/E27/220-240V/ 1/10	4	470	220-240	E27	2700	355	10 000	A++	1/10	
93051680	-	LED4/B35FIL/827/E14/220-240V/ 1/10	4	470	220-240	E14	2700	355	10 000	A++	1/10	
93051679	-	LED4/B35FIL/827/B22/220-240V/ 1/10	4	470	220-240	B22	2700	355	10 000	A++	1/10	
LED FILAMENT SPHERICAL												
93051678	-	LED2.5/P45FIL/827/E27/220-240V/ 1/6	2.5	250	220-240	E27	2700	355	10 000	A++	1/6	
93051677	-	LED2.5/P45FIL/827/E14/220-240V/ 1/6	2.5	250	220-240	E14	2700	355	10 000	A++	1/6	
93051673	-	LED2.5/P45FIL/827/B22/220-240V/ 1/6	2.5	250	220-240	B22	2700	355	10 000	A++	1/6	
93051676	-	LED4/P45FIL/827/E27/220-240V/ 1/6	4	470	220-240	E27	2700	355	10 000	A++	1/6	
93051675	-	LED4/P45FIL/827/E14/220-240V/ 1/6	4	470	220-240	E14	2700	355	10 000	A++	1/6	
93051674	-	LED4/P45FIL/827/B22/220-240V/ 1/6	4	470	220-240	B22	2700	355	10 000	A++	1/6	
LED GLASS												
93046029	-	LED4.5/A60 GLASS/827/220-240V/E27/F 1/6	4.5	470	220-240	E27	2700	355	8 000	A++	1/6	
93046030	-	LED8/A60 GLASS/827/220-240V/E27/F 1/6	8	810	220-240	E27	2700	355	8 000	A+	1/6	
LED ENERGY SMART™ PYGMY												
93022938	-	LED1.6/T25/827/100-240V/E14/F	1.6	140	100-240	E14	2700	-	15 000	A++	10	
93046028	-	LED1.6/T25/865/100-240V/E14/F BL 1/10	1.6	150	100-240	E14	6500	-	15 000	A++	10	



Product Code	Previous Code	Product Description	Wattage (W)	Lumen (lm)	Volt (V)	Cap	CCT (K)	Beam Angle (°)	Lifetime (h)	Energy Class	Pack Qty	Picture
LED CAPSULES												
93019426		LED1.6/G4/827/12V/BL 1/10	1.6	150	12	G4	2700	240	15 000	A++	10	
93019427		LED2.5/G9/827/220-240V/BL 1/10	2.5	200	220-240	G9	2700	240	15 000	A++	10	
LED START ECO SNOWCONE												
93043186		LED5/A60/830/220-230V/E27/BX ECO	5	350	220-230	E27	3000	180	10 000	A+	6	
93043187		LED7/A60/830/220-230V/E27/BX ECO	7	550	220-230	E27	3000	180	10 000	A+	6	
93043189		LED10/A60/830/220-230V/E27/BX ECO	10	750	220-230	E27	3000	180	10 000	A+	6	
LED START GLS SNOWCONE *also available in B22 base												
93039072		LED 7/A60/827/100-240V/E27/F HBX1/6*	7	470	100-240	E27	2700	180	15 000	A+	6	
93039070		LED10/A60/827/100-240V/E27/F HBX1/6*	10	810	100-240	E27	2700	180	15 000	A+	6	
93039069		LED11/A60/827/100-240V/E27/F HBX1/6*	11	1055	100-240	E27	2700	180	15 000	A+	6	
93036935		LED16/A67/827/100-240V/E27/F HBX1/6*	16	1521	100-240	E27	2700	180	15 000	A+	6	
LED ENERGY SMART™ GLS OMNIDIRECTIONAL DIMMABLE												
93010067	98783	LED7D/GLS OMNI/827/220-240V/E27 HBX	7	470	220-240	E27	2700	240	25 000	A+	6	
93010267	98785	LED11D/GLS OMNI/827/220-240V/E27 HBX	11	810	220-240	E27	2700	240	25 000	A+	6	
96547	-	LED14D/GLS OMNI/827/220-240V/E27 HBX	14	1100	220-240	E27	2700	240	25 000	A+	6	
LED START CANDLE												
93012862		LED3.5/B35/827/E14/100-240V/FR 1/10	3,5	250	100-240	E14	2700	-	15 000	A+	10	
93039439		LED5/B38/827/E14/100-240V/FR 1/10	5	470	100-240	E14	2700	-	15 000	A+	10	
LED ENERGY SMART™ DECOR CANDLE DIMMABLE												
93030092	18503	LED4D/B35/827/E14/220-240V/CLS 1/10	4.5	270	220-240	E14	2700	180	20 000	A+	10	
93030251	84550	LED6D/B38/827/E14/220-240V/CLS 1/10	6	470	220-240	E14	2700	190	20 000	A+	10	
LED START DECO SPHERICAL												
93012863		LED3.5/P45/827/E14/100-240V/FR 1/6	3.5	250	100-240	E14	2700	-	15 000	A+	6	
93039440		LED5/P45/827/E14/100-240V/FR 1/6	5	470	100-240	E14	2700	-	15 000	A+	6	
LED ENERGY SMART™ DECOR SPHERICAL DIMMABLE												
93030256	18614	LED4D/P45/827/E14/220-240V/CLS 1/6	4.5	270	220-240	E14	2700	180	20 000	A+	10	
93030263	84556	LED6D/P45/827/E14/220-240V/CLS 1/6	6	470	220-240	E14	2700	190	20 000	A+	10	
LED ENERGY SMART™ MR16												
93040553	-	LED5.5/MR16/827/12V/GU5.3/WFL BX 1/8	5.5	400	12	GU5.3	2700	35	25 000	A+	8	
93040555	-	LED5.5/MR16/830/12V/GU5.3/WFL BX 1/8	5.5	430	12	GU5.3	3000	35	25 000	A+	8	
93040556	-	LED5.5/MR16/840/12V/GU5.3/WFL BX 1/8	5.5	460	12	GU5.3	4000	35	25 000	A+	8	
93040557	-	LED7/MR16/827/12V/GU5.3/WFL BX 1/8	7	530	12	GU5.3	2700	35	25 000	A+	8	
93040558	-	LED7/MR16/830/12V/GU5.3/WFL BX 1/8	7	550	12	GU5.3	3000	35	25 000	A+	8	
93040559	-	LED7/MR16/840/12V/GU5.3/WFL BX 1/8	7	590	12	GU5.3	4000	35	25 000	A+	8	



Product Code	Previous Code	Product Description	Wattage (W)	Lumen (lm)	Volt (V)	Cap	CCT (K)	Beam Angle (°)	Lifetime (h)	Energy Class	Pack Qty	Picture
LED PRECISE™ MR16 DIMMABLE												
93048335	-	LED7XD/MR16DG/827/12V/35 BX 1/8	7	500	12	GU5.3	2700	35	45 000	A+	8	
93048798	-	LED7XD/MR16DG/830/12V/35 BX 1/8	7	530	12	GU5.3	3000	35	45 000	A+	8	
93048797	-	LED7XD/MR16DG/840/12V/35 BX 1/8	7	570	12	GU5.3	4000	35	45 000	A+	8	
LED START GU10												
93031285	-	LED3/GU10/827/100-240V/35/BX 1/8	3	240	100-240	GU10	2700	35	12 000	A++	8	
93031289	-	LED3/GU10/830/100-240V/35/BX 1/8	3	250	100-240	GU10	3000	35	12 000	A++	8	
93031288	-	LED3/GU10/840/100-240V/35/BX 1/8	3	270	100-240	GU10	4000	35	12 000	A++	8	
93031287	-	LED4.5/GU10/827/100-240V/35/BX 1/8	4.5	360	100-240	GU10	2700	35	12 000	A+	8	
93031411	-	LED4.5/GU10/840/100-240V/35/BX 1/8	4.5	390	100-240	GU10	4000	35	12 000	A+	8	
LED ENERGY SMART™ GU10 DIMMABLE												
84619	85848	LED5.5D/GU10G/827/220-240V/35/BX 1/8	5.5	380	220-240	GU10	2700	35	25 000	A+	8	
84620	85849	LED5.5D/GU10G/830/220-240V/35/BX 1/8	5.5	400	220-240	GU10	3000	35	25 000	A+	8	
84622	85850	LED5.5D/GU10G/840/220-240V/35/BX 1/8	5.5	420	220-240	GU10	4000	35	25 000	A+	8	
LED PRECISE™ GU10 DIMMABLE *also available in 25° beam angle												
93040549	-	LED6D/GU10G/927/220-240V/WFL BX 1/10H PR*	6	420	220-240	GU10	2700	35	50 000	A+	10	
93040551	-	LED6D/GU10G/930/220-240V/WFL BX 1/10H PR*	6	440	220-240	GU10	3000	35	50 000	A+	10	
93040554	-	LED6D/GU10G/940/220-240V/WFL BX 1/10H PR*	6	460	220-240	GU10	4000	35	50 000	A+	10	
LED ENERGY SMART™ REFLECTOR DIMMABLE												
93011164	13509	LED7D/R63G/927/220-240V/35/E27 BX 1/6	7	400	220-240	E27	2700	35	40 000	A	6	
93011167	13398	LED12D/P30SG/930/220-240V/35/E27BX1/6	12	780	220-240	E27	3000	35	40 000	A	6	
LED ENERGY SMART™ REFLECTOR DIMMABLE												
93012778	-	LED12D/R111G/827/12V/G53/35 BX 1/10	12	800	12	G53	2700	35	25 000	A	10	
93012777	-	LED12D/R111G/830/12V/G53/35 BX 1/10	12	800	12	G53	3000	35	25 000	A	10	
93012749	-	LED15D/R111G/827/12V/G53/35 BX 1/10	15	1000	12	G53	2700	35	25 000	A	10	
93012750	-	LED15D/R111G/830/12V/G53/35 BX 1/10	15	1000	12	G53	3000	35	25 000	A	10	
LED ENERGY SMART™ REFLECTOR PAR38 / IP65												
93044739	-	LED15/PAR38G/830/90-240/E27/WFL BX 1/6	15	1300	90-240	E27	3000	40	25 000	A	6	
LED MERCURY												
93038710	-	LED 35W/Mercury/730/E27 GE BX1/6	35	4300	230	E27	3000	-	40 000	A+	1/6	
93038711	-	LED 35W/Mercury/740/E27 GE BX1/6	35	4500	230	E27	4000	-	40 000	A++	1/6	



Product Code	Previous Code	Product Description	Wattage (W)	Lumen (lm)	Volt (V)	Cap	CCT (K)	Beam Angle (°)	Lifetime (h)	Energy Class	Pack Qty	Picture
LED 2D												
93039469	-	LED 2D2P 6.5W/CCG/827/GR8 GE BX1/10	6.5	750	-	GR8	2700	120x130	40 000	A+	1/10	
93039470	-	LED 2D2P 6.5W/CCG/830/GR8 GE BX1/10	6.5	770	-	GR8	3000	120x130	40 000	A+	1/10	
93039471	-	LED 2D2P 6.5W/CCG/835/GR8 GE BX1/10	6.5	800	-	GR8	3500	120x130	40 000	A+	1/10	
93039475	-	LED 2D2P 6.5W/CCG/840/GR8 GE BX1/10	6,5	830	-	GR8	4000	120x130	40 000	A+	1/10	
93039478	-	LED 2D4P 12.5W/ECG/827/GR10q GE BX1/10	12.5	1400	-	GR10q	2700	120x130	40 000	A+	1/10	
93039477	-	LED 2D4P 12.5W/ECG/835/GR10q GE BX1/10	12.5	1500	-	GR10q	3500	120x130	40 000	A+	1/10	
93039476	-	LED 2D4P 12.5W/ECG/840/GR10q GE BX1/10	12.5	1550	-	GR10q	4000	120x130	40 000	A+	1/10	
93039473	-	LED 2D4P 13W/CCG/827/GR10q GE BX1/10	13	1400	-	GR10q	2700	120x130	40 000	A+	1/10	
93039472	-	LED 2D4P 13W/CCG/835/GR10q GE BX1/10	13	1500	-	GR10q	3500	120x130	40 000	A+	1/10	
93039474	-	LED 2D4P 13W/CCG/840/GR10q GE BX1/10	13	1550	-	GR10q	4000	120x130	40 000	A+	1/10	
LED PLUG-IN												
93051476	-	LED 10.5/G24d/2P/H/830 GE BX1/6	10.5	1050	-	G24d	3000	110 x 120	50 000	A+	1/6	
93051477	-	LED 10.5/G24d/2P/H/840 GE BX1/6	10.5	1050	-	G24d	4000	110 x 120	50 000	A+	1/6	
93051521	-	LED 10.5/G24d/2P/H/865 GE BX1/6	10.5	1050	-	G24d	6500	110 x 120	50 000	A+	1/6	
93019485	-	LED 12.5/G24q-3/4P/H/827 GE BX1/6	12.5	1250	> 50	G24q-3	2700	100 x 75	50 000	A+	1/6	
93019486	-	LED 12.5/G24q-3/4P/H/830 GE BX1/6	12.5	1290	> 50	G24q-3	3000	100 x 75	50 000	A+	1/6	
93019487	-	LED 12.5/G24q-3/4P/H/840 GE BX1/6	12.5	1300	> 50	G24q-3	4000	100 x 75	50 000	A+	1/6	
93019488	-	LED 12.5/G24q-3/4P/H/865 GE BX1/6	12.5	1350	> 50	G24q-3	6500	100 x 75	50 000	A+	1/6	
93024109	-	LED 12.5/G24q-3/4P/N/865 GE BX1/6	12.5	1350	> 50	G24q-3	65000	87	50 000	A+	1/6	
93024110	-	LED 12.5/G24q-3/4P/N/840 GE BX1/6	12.5	1300	> 50	G24q-3	4000	87	50 000	A+	1/6	
93024294	-	LED 12.5/G24q-3/4P/N/830 GE BX1/6	12.5	1290	> 50	G24q-3	3000	87	50 000	A+	1/6	
93024415	-	LED 12.5/G24q-3/4P/N/827 GE BX1/6	12.5	1250	> 50	G24q-3	2700	87	50 000	A+	1/6	
LED TUBE T8 HF												
93041502	-	LED 9/T8 PHF 2ft/830 BX1/10	9	1100	50-110	G13	3000	150	50 000	A+	10	
93041503	-	LED 9/T8 PHF 2ft/840 BX1/10	9	1200	50-110	G13	4000	150	50 000	A+	10	
93041504	-	LED 9/T8 PHF 2ft/865 BX1/10	9	1200	50-110	G13	6500	150	50 000	A+	10	
93041505	-	LED 18/T8 PHF 4ft/830 BX1/10	18	2100	50-110	G13	3000	150	50 000	A+	10	
93041836	-	LED 18/T8 PHF 4ft/840 BX1/10	18	2300	50-110	G13	4000	150	50 000	A+	10	
93041837	-	LED 18/T8 PHF 4ft/865 BX1/10	18	2300	50-110	G13	6500	150	50 000	A+	10	
93041838	-	LED 25/T8 PHF 5ft/830 BX1/10	25	3150	50-110	G13	3000	150	50 000	A+	10	
93041839	-	LED 25/T8 PHF 5ft/840 BX1/10	25	3400	50-110	G13	4000	150	50 000	A+	10	
93041840	-	LED 25/T8 PHF 5ft/865 BX1/10	25	3400	50-110	G13	6500	150	50 000	A+	10	
LED TUBE T8 PREMIUM PLASTIC ROTATABLE												
93038456	-	LED 10/T8 PPR 2ft/830/100-240V BX1/15	10	1080	100-240	G13	3000	150	50 000	A+	15	
93038457	-	LED 10/T8 PPR 2ft/840/100-240V BX1/15	10	1200	100-240	G13	4000	150	50 000	A+	15	
93038459	-	LED 10/T8 PPR 2ft/865/100-240V BX1/15	10	1200	100-240	G13	6500	150	50 000	A+	15	
93038469	-	LED 18/T8 PPR 4ft/830/100-240V BX1/15	18	1980	100-240	G13	3000	150	50 000	A+	15	
93038458	-	LED 18/T8 PPR 4ft/840/100-240V BX1/15	18	2200	100-240	G13	4000	150	50 000	A+	15	
93038473	-	LED 18/T8 PPR 4ft/865/100-240V BX1/15	18	2200	100-240	G13	6500	150	50 000	A+	15	
93038472	-	LED 27/T8 PPR 5ft/830/100-240V BX1/15	27	3100	100-240	G13	3000	150	50 000	A+	15	
93038471	-	LED 27/T8 PPR 5ft/840/100-240V BX1/15	27	3300	100-240	G13	4000	150	50 000	A+	15	
93038470	-	LED 27/T8 PPR 5ft/865/100-240V BX1/15	27	3300	100-240	G13	6500	150	50 000	A+	10	

Product Code	Previous Code	Product Description	Wattage (W)	Lumen (lm)	Volt (V)	Cap	CCT (K)	Beam Angle (°)	Lifetime (h)	Energy Class	Pack Qty	Picture
LED TUBE T8 BASIC												
93011198	-	LED 8/T8 BP 2ft/830/100-240V BX1/15	8	700	100-240	G13	3000	150	40 000	A+	1/15	
93011195	90450	LED 8/T8 BP 2ft/840/100-240V BX1/15	8	800	100-240	G13	4000	150	40 000	A+	1/15	
93011196	90451	LED 8/T8 BP 2ft/865/100-240V BX1/15	8	800	100-240	G13	6500	150	40 000	A+	1/15	
93011296	-	LED 10/T8 BP 2ft/830/100-240V BX1/15	10	950	100-240	G13	3000	150	40 000	A+	1/15	
93011197	90453	LED 10/T8 BP 2ft/840/100-240V BX1/15	10	1050	100-240	G13	4000	150	40 000	A+	1/15	
93011305	90454	LED 10/T8 BP 2ft/865/100-240V BX1/15	10	1050	100-240	G13	6500	150	40 000	A+	1/15	
93011303	90455	LED 16/T8 BP 4ft/840/100-240V BX1/15	16	1600	100-240	G13	4000	150	40 000	A+	1/15	
93011302	90456	LED 16/T8 BP 4ft/865/100-240V BX1/15	16	1600	100-240	G13	6500	150	40 000	A+	1/15	
93011301	-	LED 20/T8 BP 4ft/830/100-240V BX1/15	20	1850	100-240	G13	3000	150	40 000	A+	1/15	
93011200	90457	LED 20/T8 BP 4ft/840/100-240V BX1/15	20	2050	100-240	G13	4000	150	40 000	A+	1/15	
93011199	90458	LED 20/T8 BP 4ft/865/100-240V BX1/15	20	2050	100-240	G13	6500	150	40 000	A+	1/15	
93011312	-	LED 27/T8 BPR 5ft/830/100-240V BX1/15	27	3000	100-240	G13	3000	140	40 000	A+	1/15	
93011313	90459	LED 27/T8 BPR 5ft/840/100-240V BX1/15	27	3000	100-240	G13	4000	140	40 000	A+	1/15	
93011314	90460	LED 27/T8 BPR 5ft/865/100-240V BX1/15	27	3000	100-240	G13	6500	140	40 000	A+	1/15	
LED TUBE T8 GLASS												
93013212	-	LED 8/T8 VG 2ft/830/100-240V BX1/15	8	700	100-240	G13	3000	200	40 000	A+	1/15	
93013213	-	LED 8/T8 VG 2ft/840/100-240V BX1/15	8	800	100-240	G13	6500	200	40 000	A+	1/15	
93013214	-	LED 8/T8 VG 2ft/865/100-240V BX1/15	8	800	100-240	G13	3000	200	40 000	A+	1/15	
93013215	-	LED 10/T8 VG 2ft/830/100-240V BX1/15	10	950	100-240	G13	4000	200	40 000	A+	1/15	
93013220	-	LED 10/T8 VG 2ft/840/100-240V BX1/15	10	1050	100-240	G13	6500	200	40 000	A+	1/15	
93013221	-	LED 10/T8 VG 2ft/865/100-240V BX1/15	10	1050	100-240	G13	3000	200	40 000	A+	1/15	
93013231	-	LED 14.5/T8 VG 4ft/830/100-240V BX1/15	14,5	1450	100-240	G13	4000	200	40 000	A+	1/15	
93013232	-	LED 14.5/T8 VG 4ft/840/100-240V BX1/15	14,5	1650	100-240	G13	6500	200	40 000	A+	1/15	
93013233	-	LED 14.5/T8 VG 4ft/865/100-240V BX1/15	14,5	1650	100-240	G13	4000	200	40 000	A+	1/15	
93013139	-	LED 18/T8 VG 4ft/830/100-240V BX1/15	18	1850	100-240	G13	3000	200	40 000	A+	1/15	
93013140	-	LED 18/T8 VG 4ft/865/100-240V BX1/15	18	2050	100-240	G13	4000	200	40 000	A+	1/15	
93013222	-	LED 18/T8 VG 4ft/840/100-240V BX1/15	18	2050	100-240	G13	6500	200	40 000	A+	1/15	
93013354	-	LED 18/T8 VG 5ft/830/100-240V BX1/10	18	2500	100-240	G13	3000	200	40 000	A+	1/10	
93013355	-	LED 18/T8 VG 5ft/840/100-240V BX1/10	18	2700	100-240	G13	4000	200	40 000	A+	1/10	
93013356	-	LED 18/T8 VG 5ft/865/100-240V BX1/10	18	2700	100-240	G13	6500	200	40 000	A+	1/10	
93013234	-	LED 27/T8 VG 5ft/830/100-240V BX1/10	27	1850	100-240	G13	3000	200	40 000	A+	1/10	
93013235	-	LED 27/T8 VG 5ft/840/100-240V BX1/10	27	2050	100-240	G13	4000	200	40 000	A+	1/10	
93013236	-	LED 27/T8 VG 5ft/865/100-240V BX1/10	27	2050	100-240	G13	6500	200	40 000	A+	1/10	
LED TUBE T8 GLASS ROTATABLE												
93022320	-	LED 8/T8 VGR 2ft/830/100-240V BX1/15	8	700	100-240	G13	3000	200	40 000	A+	1/15	
93022319	-	LED 8/T8 VGR 2ft/840/100-240V BX1/15	8	800	100-240	G13	4000	200	40 000	A+	1/15	
93022327	-	LED 8/T8 VGR 2ft/865/100-240V BX1/15	8	800	100-240	G13	6500	200	40 000	A+	1/15	
93022321	-	LED 10/T8 VGR 2ft/865/100-240V BX1/15	10	1 050	100-240	G13	6500	200	40 000	A+	1/15	
93022322	-	LED 10/T8 VGR 2ft/830/100-240V BX1/15	10	950	100-240	G13	3000	200	40 000	A+	1/15	
93022323	-	LED 10/T8 VGR 2ft/840/100-240V BX1/15	10	1 050	100-240	G13	4000	200	40 000	A+	1/15	
93022312	-	LED 14.5/T8 VGR 4ft/830/100-240V BX1/15	14.5	1 450	100-240	G13	3000	200	40 000	A+	1/15	
93022313	-	LED 14.5/T8 VGR 4ft/865/100-240V BX1/15	14.5	1 650	100-240	G13	6500	200	40 000	A+	1/15	
93022315	-	LED 14.5/T8 VGR 4ft/840/100-240V BX1/15	14.5	1 650	100-240	G13	4000	200	40 000	A+	1/15	
93022316	-	LED 18/T8 VGR 4ft/830/100-240V BX1/15	18	1 850	100-240	G13	3000	200	40 000	A+	1/15	
93022317	-	LED 18/T8 VGR 4ft/840/100-240V BX1/15	18	2 050	100-240	G13	4000	200	40 000	A+	1/15	
93022318	-	LED 18/T8 VGR 4ft/865/100-240V BX1/15	18	2 050	100-240	G13	6500	200	40 000	A+	1/15	
93022324	-	LED 27/T8 VGR 5ft/830/100-240V BX1/10	27	2 500	100-240	G13	3000	200	40 000	A+	1/10	
93022325	-	LED 27/T8 VGR 5ft/865/100-240V BX1/10	27	2 700	100-240	G13	6500	200	40 000	A+	1/10	
93022326	-	LED 27/T8 VGR 5ft/840/100-240V BX1/10	27	2 700	100-240	G13	4000	200	40 000	A+	1/10	
LED TUBE T8 START GLASS												
93033880	-	LED 8/T8 SG 2ft/865/100-240V BX1/15	8	800	100-240	G13	6500	200	20 000	A+	1/10	
93033881	-	LED 8/T8 SG 2ft/840/100-240V BX1/15	8	800	100-240	G13	4000	200	20 000	A+	1/10	
93033886	-	LED 8/T8 SG 2ft/830/100-240V BX1/15	8	700	100-240	G13	3000	200	20 000	A+	1/10	
93033877	-	LED 16/T8 SG 4ft/865/100-240V BX1/15	16	1600	100-240	G13	6500	200	20 000	A+	1/15	
93033878	-	LED 16/T8 SG 4ft/840/100-240V BX1/15	16	1600	100-240	G13	4000	200	20 000	A+	1/15	
93033879	-	LED 16/T8 SG 4ft/830/100-240V BX1/15	16	1440	100-240	G13	3000	200	20 000	A+	1/15	
93033794	-	LED 27/T8 SG 5ft/865/100-240V BX1/10	27	2700	100-240	G13	6500	200	20 000	A+	1/15	
93033795	-	LED 27/T8 SG 5ft/840/100-240V BX1/10	27	2700	100-240	G13	4000	200	20 000	A+	1/15	
93033876	-	LED 27/T8 SG 5ft/830/100-240V BX1/10	27	2430	100-240	G13	3000	200	20 000	A+	1/15	



Traditional Lamps










Product Code	Previous Code	Product Description	Wattage (W)	Lumen (lm)	Volt (V)	Cap	CCT (K)	Beam Angle (°)	Lifetime (h)	Energy Class	Pack Qty	Picture
ConstantColor™ CMH Supermini												
40399	-	CMH20/T/UVC/830/GU6.5	20	1 615	95	GU6.5	3000	-	12 000	A	12	
88656	-	CMH35/T/UVC/930/GU6.5 BX1/12	35	3 400	95	GU6.5	3000	-	10 000	A+	12	
88657	-	CMH35/T/UVC/942/GU6.5 BX1/12	35	3 400	95	GU6.5	4200	-	12 000	A	12	
67685	-	CMH35/T/UVC/930/U/GU6.5 PRECISE	35	4 000	80-105	GU6.5	3000	-	18 000	-	12	
ConstantColor™ CMH MR16 Precise GX10												
											*also available in 12° beam angle	
40401	-	CMH20/MR16/UVC/830/GX10/FL	20	1 000	95	GX10	3000	25*	12 000	A	12	
42691	-	CMH20/MR16/UVC/830/GX10/WFL	20	1 000	95	GX10	3000	40*	12 000	A	12	
88659	-	CMH35/MR16/UVC/930/GX10/FL BX1/12	35	2 200	90	GX10	3000	25*	10 000	A	12	
88660	-	CMH35/MR16/UVC/930/GX10/WFL BX1/12	35	3 000	90	GX10	3000	40*	10 000	A	12	
88662	-	CMH35/MR16/UVC/942/GX10/FL BX1/12	35	5 500	90	GX10	4200	25*	12 000	A	12	
88663	-	CMH35/MR16/UVC/942/GX10/WFL BX1/12	35	3 000	90	GX10	4200	40*	12 000	A	12	
67687	-	CMH35/MR16/UVC/U/930/GX10/25 PRECISE	35	2 500	80-105	Gx10	3000	25*	18 000	-	12	
67697	-	CMH35/MR16/UVC/U/930/GX10/40 PRECISE	35	2 500	80-105	Gx10	3000	40*	18 000	-	12	
ConstantColor™ CMH Mini Single ended												
39858	-	CMH20/TC/UVC/830/G8.5 PLUS	20	1 650	95	G8.5	3000	-	12 000	A	12	
43273	-	CMH35/TC/UVC/U/830/G8.5 PLUS 1/12	35	3 400	90	G8.5	3000	-	16 500	A+	12	
26348	-	CMH35/TC/UVC/U/942/G8.5	35	3 200	90	G8.5	4200	-	18 000	A	12	
67698	43274	CMH70/TC/UVC/U/830/G8.5 PLUS	70	7 000	85	G8.5	3000	-	15 000	A+	12	
26349	-	CMH70/TC/UVC/U/942/G8.5	70	6 200	90	G8.5	4200	-	15 000	A	12	
67683	-	CMH35/TC/UVC/U/930/G8.5 PRECISE	35	4 000	90	G8.5	3000	-	18 000	-	12	
67681	-	CMH70/TC/UVC/U/930/G8.5 PRECISE	70	7 800	85	G8.5	3000	-	18 000	-	12	
ConstantColor™ CMH Single ended												
42708	-	CMH20/T/UVC/U/830/G12 PLUS 1/12 MIH	20	1 650	90	G12	3000	-	12 000	A	12	
43272	-	CMH35/T/UVC/U/830/G12 PLUS 1/12	35	3 400	90	G12	3000	-	16 500	A+	12	
92141	-	CMH35/T/UVC/U/942/G12	35	3 200	90	G12	4200	-	18 000	A	12	
20012	-	CMH150/T/UVC/U/830/G12	150	14 000	90	G12	3000	-	12 000	A+	12	
20014	-	CMH150/T/UVC/U/942/G12	150	13 000	90	G12	4200	-	12 000	A	12	
67699	20005	CMH70/T/UVC/U/830/G12 PLUS	70	7 000	85	G12	3000	-	15 000	A+	12	
20013	-	CMH70/T/UVC/U/942/G12	70	6 000	90	G12	4200	-	15 000	A+	12	
67684	-	CMH35/T/UVC/U/930/G12 PRECISE	35	4 000	90	G12	3000	-	18 000	-	12	
67682	-	CMH70/T/UVC/U/930/G12 PRECISE	70	7 800	85	G12	3000	-	18 000	-	12	
ConstantColor™ CMH Double ended												
36912	-	CMH150/TD/UVC/830/RX7S-24	150	14 500	96	RX7s-24	3000	-	15 000	A+	12	
38692	-	CMH150/TD/UVC/942/RX7S-24	150	12 500	96	RX7s-24	4200	-	15 000	A+	12	
43278	-	CMH35/TD/UVC/830/RX7S 1/12	35	3 400	90	RX7s	3000	-	15 000	A	12	
36910	-	CMH70/TD/UVC/830/RX7S	70	7 000	90	RX7s	3000	-	15 000	A+	12	
38698	-	CMH70/TD/UVC/942/RX7S	70	6 200	90	RX7s	4200	-	15 000	A+	12	
35284	-	ARC150/AQUA/TD/865/RX7S-24	150	11 000	95	RX7s-24	6500	-	8 000	A	12	
ConstantColor™ CMH PAR 20												
											*also available in 10° beam angle	
26481	-	CMH20PAR20/UVC/830/E27/FL25	20	3 750	95	E27	3000	25*	12 000	A	15	
21685	-	CMH35/PAR20/UVC/830/E27/FL25	35	7 500	90	E27	3000	25*	10 000	A	15	
44919	-	CMH35PAR20/UVC/942/E27/FL25	35	6 950	90	E27	4200	25*	10 000	A	15	
26518	-	CMH20PAR30/UVC/830/E27/FL25	20	4 900	95	E27	3000	25*	12 000	A	6	
21690	-	CMH35/PAR30/UVC/830/E27/FL25	35	11 000	90	E27	3000	25*	10 000	A	6	
44942	-	CMH35PAR30/UVC/942/E27/FL25 1/6	35	10 200	90	E27	4200	25*	10 000	A	6	
21682	-	CMH70/PAR30/UVC/830/E27/FL40	70	4 700	90	E27	3000	40	13 000	A	6	
74619	-	CMH70/PAR30/UVC/942/E27/FL40	70	33 500	90	E27	4200	40*	10 000	A	6	
21683	-	CMH70/PAR30/UVC/830/E27/SP15	70	4 700	90	E27	3000	15	13 000	A	6	




Product Code	Previous Code	Product Description	Wattage (W)	Lumen (lm)	Volt (V)	Cap	CCT (K)	Beam Angle (°)	Lifetime (h)	Energy Class	Pack Qty	Picture
ConstantColor™ CMH Elliptical Clear												
97984	46191	CMH100/E/UVC/U/830/E27/C MIH	100	9 200	102	E27	3000	-	15 000	A+	6	
43285	-	CMH150/E/UVC/O/U/942/E27/C 1/6	150	13 200	95	E27	4200	-	15 000	A	12	
97982	46189	CMH70/E/UVC/U/830/E27/C MIH	70	6 300	97	E27	3000	-	15 000	A+	6	
ConstantColor™ CMH Elliptical Frosted												
97985	46194	CMH100/E/UVC/U/830/E27/D MIH	100	8 700	102	E27	3000	-	10 000	A+	6	
43286	-	CMH150/E/UVC/O/U/940/E27/D 1/6	150	12 300	95	E27	4000	-	10 000	A	12	
97979	-	CMH70/E/UVC/U/830/E27/D MIH	70	6 000	97	E27	3000	-	15 000	A	6	
43282	-	CMH70/E/UVC/O/U/940/E27/D 1/6	70	5 300	97	E27	4000	-	15 000	A	6	
10591	-	CMH250/E/U/830/E40	250	23 500	117	E40	3000	-	24 000	A+	12	
13087	-	CMH400/E/UVC/U/830/E40	400	40 000	120	E40	3000	-	20 000	A+	6	
ConstantColor™ CMH Tubular Clear												
10589	-	CMH250/T/U/830/E40	250	25 000	117	E40	3000	-	24 000	A+	12	
62356	-	CMH250/T/U/942/E40	250	25 000	107	E40	4200	-	16 000	A+	12	
20302	-	KRC250/CMH/830/T/H/E40	250	20 000	110	E40	3000	-	24 000	A	12	
92478	-	CMH100/TT/UVC/830/E40	100	9 200	109	E40	3000	-	10 000	A+	12	
38749	-	CMH150/TT/UVC/830/E40	150	14 000	100	E40	3000	-	15 000	A+	12	
38752	-	CMH70/TT/UVC/830/E27	70	6 400	95	E27	3000	-	15 000	A+	12	
21514	-	CMH150/UVC/T/U/942/E40	150	12 500	95	E40	4200	-	15 000	A+	12	
21516	-	CMH150/UVC O/T/U/830/E40	150	12 900	100	E40	3000	-	12 000	A+	12	
21517	-	CMH150/UVC O/T/U/942/E40	150	12 500	100	E40	4200	-	12 000	A	12	
13067	-	CMH400/TT/UVC/U/830/E40	400	42 000	120	E40	3000	-	20 000	A+	12	
ConstantColor™ CMH Tubular Clear Streetwise												
77400	-	CMH50/TT/UVC/730/E27/EM STREETWISE	50	4 800	90	E27	3000	-	24 000	A+	12	
77401	-	CMH70/TT/UVC/730/E27 STREETWISE	70	7 800	100	E27	3000	-	24 000	A+	12	
77399	-	CMH100/TT/UVC/730/E40 STREETWISE	100	10 900	100	E40	3000	-	24 000	A+	12	
77402	-	CMH150/TT/UVC/730/E40 STREETWISE	150	16 300	100	E40	3000	-	24 000	A+	12	
64982	-	CMH50/TT/UVC/730/E27/ECG STREETWISE	50	5 000	77	E27	3000	-	24 000	A+	12	
ConstantColor™ CMH R111												
99990	-	CMH35/R111/UVC/930/GX8.5/FL24	35	1 700	90	GX8.5	3000	24	10 000	A	6	
99993	-	CMH70/R111/UVC/930/GX8.5/FL24	70	3 000	95	GX8.5	3000	24	10 000	A	6	
Lucalox™ XO Tubular Clear												
93373	-	LU50/85/XO/T/27	50	4 400	85	E27	2100	-	35 000	A	25	
93375	-	LU70/90/XO/T12/27	70	6 600	90	E27	2100	-	40 000	A+	25	
93376	-	LU100/100/XO/T/40	100	10 700	100	E40	2100	-	40 000	A+	12	
93377	-	LU150/100/XO/T/40	150	17 500	100	E40	2100	-	40 000	A+	12	
93378	-	LU250/XO/T/40	250	33 000	100	E40	2100	-	40 000	A+	12	
93269	-	LU400/XO/T/40	400	56 500	100	E40	2100	-	32 000	A+	12	




Product Code	Previous Code	Product Description	Wattage (W)	Lumen (lm)	Volt (V)	Cap	CCT (K)	Lifetime (h)	Energy Class	Pack Qty	Picture
Lucalox™ XO Frosted Ovoid											
45696	-	LU 50/85/XO/D/E27 1/12	50	3 600	85	E27	2100	35 000	A	12	
45697	-	LU 70/90/XO/D/E27 1/12	70	6 000	90	E27	2100	40 000	A	12	
93379	-	LU100/100/XO/D/40	100	10 000	100	E40	2100	40 000	A+	12	
93380	-	LU150/100/XO/D/40	150	16 900	100	E40	2100	40 000	A+	12	
93381	-	LU250 XO D 40	250	31 200	100	E40	2100	40 000	A+	12	
93296	-	LU400/XO/D/40	400	54 000	105	E40	2100	32 000	A+	6	
Lucalox™ Ovoid Internal Initiator											
46209	-	SHP Ovoid CL I 70W E27	70	6 000	90	E27	2000	12 000	A+	12	
46186	-	SHP Ovoid Frosted I 70W E27	70	5 800	90	E27	2000	12 000	A	12	
Lucalox™ XO Superlife Tubular Clear											
88258	-	LU70/90/XO/SBY/T12/E27 GE 1/25 MIH	70	6 600	90	E27	2000	50 000	A	25	
88256	-	LU100/100/XO/SBY/T/E40 GE 1/12 MIH	100	10 700	100	E40	2000	60 000	A+	12	
78737	-	LU 150/XO/SBY/T/E40 1/12 MIH	150	17 500	100	E40	2000	60 000	A+	12	
78738	-	LU 250/XO/SBY/T/E40 1/12 MIH	250	33 200	100	E40	2000	55 000	A+	12	
78739	-	LU 400/XO/SBY/T/E40 1/12 MIH	400	56 500	100	E40	2000	55 000	A+	12	
Lucalox™ XO Superlife Frosted Ovoid											
88257	-	LU70/90/XO/SBY/D/E27 GE 1/12 MIH	70	6 000	90	E27	2000	50 000	A	12	
88255	-	LU100/100/XO/SBY/D/E40 GE 1/12 MIH	100	10 000	100	E40	2000	60 000	A+	12	
Lucalox™ XO Superlife Elliptical											
97238	-	LU50/85/XO/SBY/D/E27	50	3 500	85	E27	2000	40 000	A	12	
Lucalox™ Standard											
46221	-	LU 70/90/MO/T/E27 1/25 MIH	70	6 000	90	E27	2000	28 500	A+	25	
85886	44059	LU1000/40/MIH	1000	130 000	250	E40	2100	24 000	A+	6	
Lucalox™ Standard Frosted Ovoid											
46217	-	LU 70/90/MO/D/E27 1/12 MIH	70	5 800	90	E27	2000	28 500	A	12	
Sportlight™ Linear											
16920	-	SPL1500/L/H/652/RX7SM	1500	120 000	270	RX7SM	5200	6 000	A	1	
16922	-	SPL2000/L/H/651/SPEC	2000	20 0000	250	Special	5200	6 000	A	1	
Sportlight™ Clear Tubular											
88882	-	SPL1000/T/H/960/E40 1/4	1000	80 000	120	E40	6000	8 000	A	4	
30102	-	SPL2000/380V/T/H/960/E40	2000	170 000	250	E40	6000	5 000	A	4	
36078	-	SPL2000/220V/T/H/640/E40	2000	180 000	135	E40	4000	2 000	A+	4	
Sportlight™ Internal Initiator											
33148	-	SPL2000/380V/I/T/H/640/E40	2000	190 000	250	E40	4000	2 000	A+	4	
30103	-	SPL2000/380V/I/T/H/960/E40	2000	170 000	250	E40	6000	5 000	A	4	
Clear Ovoid Multi-Vapor											
85924	41828	MVR1000/U/40	1000	105 000	255	E40	4000	15 000	A+	6	

Product Code	Previous Code	Product Description	Wattage (W)	Lumen (lm)	Volt (V)	Cap	CCT (K)	Lifetime (h)	Energy Class	Pack Qty	Picture
T5 LongLast™ HE - G5 Base											
*also available in 2700K and 3500K											
61087	-	FT5/14W/830/GE/LL/SL1/30	14	1 350	-	G5	3000*	30 000	A	30	
61091	-	FT5/14W/840/GE/SL1/30	14	1 350	-	G5	4000*	30 000	A	30	
61088	-	FT5/14W/865/GE/LL/SL1/30	14	1 250	-	G5	6500*	30 000	A	30	
61066	-	FT5/14W/830/GE/LL/BULK/40	14	1 230	-	G5	3000*	30 000	A	40	
61067	-	FT5/14W/840/GE/LL/BULK/40	14	1 230	-	G5	4000*	30 000	A	40	
61092	-	FT5/21W/830/GE/LL/SL1/30	21	2 100	-	G5	3000*	30 000	A	30	
61093	-	FT5/21W/840/GE/LL/SL1/30	21	2 100	-	G5	4000*	30 000	A	30	
61094	-	FT5/21W/865/GE/LL/SL1/30	21	1 950	-	G5	6500*	30 000	A	30	
61068	-	FT5/21W/840/GE/LL/BULK/40	21	1 910	-	G5	4000*	30 000	A	40	
T5 LongLast™ HE - G5 Base											
*also available in 2700K and 3500K											
61096	-	FT5/28W/830/GE/LL/SL1/30	28	2 900	-	G5	3000*	30 000	A	30	
61102	-	FT5/28W/840/GE/LL/SL1/30	28	2 900	-	G5	4000*	30 000	A	30	
61098	-	FT5/28W/865/GE/LL/SL1/30	28	2 700	-	G5	6500*	30 000	A	30	
61069	-	FT5/28W/830/GE/LL/BULK/40	28	2 640	-	G5	3000*	30 000	A	40	
61070	-	FT5/28W/840/GE/LL/BULK/40	28	2 640	-	G5	4000*	30 000	A	40	
61100	-	FT5/35W/830/GE/LL/SL1/30	35	3 650	-	G5	3000*	30 000	A	30	
61103	-	FT5/35W/840/GE/LL/SL1/30	35	3 650	-	G5	4000*	30 000	A	30	
61104	-	FT5/35W/865/GE/LL/SL1/30	35	3 400	-	G5	6500*	30 000	A	30	
61071	-	FT5/35W/840/GE/LL/BULK/40	35	3 320	-	G5	4000*	30 000	A	40	
T5 LongLast™ HO											
*also available in 3500K and 6500K											
61105	-	FT5/24W/830/GE/LL/SL1/30	24	2 000	-	G5	3000*	30 000	A	30	
61097	-	FT5/24W/840/GE/LL/SL1/30	24	2 000	-	G5	4000*	30 000	A	30	
61081	-	FT5/24W/840/GE/LL/BULK/40	24	1 750	-	G5	4000*	30 000	A	40	
61108	-	FT5/39W/830/GE/LL/SL1/30	39	3 500	-	G5	3000*	30 000	A	30	
61109	-	FT5/39W/840/GE/LL/SL1/30	39	3 500	-	G5	4000*	30 000	A	30	
61082	-	FT5/39W/840/GE/LL/BULK/40	39	3 200	-	G5	4000*	30 000	A	40	
61119	-	FT5/49W/830/GE/LL/SL1/30	49	4 900	-	G5	3000*	30 000	A	30	
61122	-	FT5/49W/840/GE/LL/SL1/30	49	4 900	-	G5	4000*	30 000	A	30	
61084	-	FT5/49W/840/GE/LL/BULK/40	49	4 450	-	G5	4000*	30 000	A	40	
61110	-	FT5/54W/830/GE/LL/SL1/30	54	5 000	-	G5	3000*	30 000	A	30	
61111	-	FT5/54W/840/GE/LL/SL1/30	54	5 000	-	G5	4000*	30 000	A	30	
61083	-	FT5/54W/840/GE/LL/BULK/40	54	4 460	-	G5	4000*	30 000	A	40	
78708	-	FT5/80W/830/GE/LL/SL1/30	80	7 000	-	G5	3000*	30 000	A	30	
78709	-	FT5/80W/840/GE/LL/SL1/30	80	7 000	-	G5	4000*	30 000	A	30	
61085	-	FT5/80W/840/GE/LL/BULK/40	80	6 450	-	G5	4000*	30 000	A	40	
T5 Watt-Miser™											
97231	-	FT5/26W/830/GE/WM/SL1/30	26	2 640	-	G5	3000	25 000	A	30	
97232	-	FT5/46W/830/GE/WM/SL1/30	46	4 900	-	G5	3000	25 000	A	30	
97966	-	FT5/51W/830/GE/WM/SL1/30	51	5 000	-	G5	3000	25 000	A	30	
97965	-	FT5/76W/830/GE/WM/SL1/30	76	7 000	-	G5	3000	25 000	A	30	
T5 High Efficiency											
*also available in 6500K											
33389	-	FT5/14W/830/24 000HRS/GE/SL1/30	14	1 300	-	G5	3000*	24 000	A+	30	
33390	-	FT5/14W/840/24 000HRS/GE/SL1/30	14	1 300	-	G5	4000*	24 000	A+	30	
93012725	-	FT5/21W/830/24 000HRS/GE/SL1/30	21	2 000	-	G5	3000*	24 000	A+	30	
93012726	-	FT5/21W/840/24 000HRS/GE/SL1/30	21	2 000	-	G5	4000*	24 000	A+	30	
33402	-	FT5/28W/830/24 000HRS/GE/SL1/30	28	2 760	-	G5	3000*	24 000	A+	30	
33403	-	FT5/28W/840/24 000HRS/GE/SL1/30	28	2 760	-	G5	4000*	24 000	A+	30	
33410	-	FT5/35W/830/24 000HRS/GE/SL1/30	35	3 510	-	G5	3000*	24 000	A+	30	
33417	-	FT5/35W/840/24 000HRS/GE/SL1/30	35	3 510	-	G5	4000*	24 000	A+	30	
T5 High Output											
*also available in 6500K											
93012727	-	FT5/24W/840/24 000HRS/GE/SL1/30	24	2 000	-	G5	4000*	24 000	A+	30	
93012728	-	FT5/24W/830/24 000HRS/GE/SL1/30	24	2 000	-	G5	3000*	24 000	A+	30	
93012738	-	FT5/39W/830/24 000HRS/GE/SL1/30	39	3 450	-	G5	3000*	24 000	A+	30	
93012739	-	FT5/39W/840/24 000HRS/GE/SL1/30	39	3 450	-	G5	4000*	24 000	A+	30	
93012723	-	FT5/49W/840/24 000HRS/GE/SL1/30	49	4 850	-	G5	4000*	24 000	A+	30	
93012732	-	FT5/49W/830/24 000HRS/GE/SL1/30	49	4 850	-	G5	3000*	24 000	A+	30	
93012733	-	FT5/54W/830/24 000HRS/GE/SL1/30	54	4 860	-	G5	3000*	24 000	A+	30	
93012734	-	FT5/54W/840/24 000HRS/GE/SL1/30	54	4 860	-	G5	4000*	24 000	A+	30	
93012736	-	FT5/80W/830/24 000HRS/GE/SL1/30	80	7 000	-	G5	3000*	24 000	A+	30	
93012731	-	FT5/80W/840/24 000HRS/GE/SL1/30	80	7 000	-	G5	4000*	24 000	A+	30	






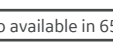












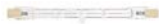





Product Code	Previous Code	Product Description	Wattage (W)	Lumen (lm)	Volt (V)	Cap	CCT (K)	Lifetime (h)	Energy Class	Pack Qty	Picture
Biax S 2-pins, Internal Starter, G23 Base											
*also available in 2700K and 3500K											
37661	-	F5BX/SPX41/840/MIH	5	265	35	G23	4000*	10 000	B	10	
38984	-	F7 BX/865 2P G23 GE MIH	7	425	47	G23	6500*	10 000	A	10	
38930	-	F7BX/830 2P G23 GE MIH	7	425	47	G23	3000*	10 000	A	10	
37660	-	F7BX/SPX41/840/MIH	7	425	47	G23	4000*	10 000	A	10	
38985	-	F9 BX/865 2P G23 GE MIH	9	600	60	G23	6500*	10 000	A	10	
38929	-	F9 BX/830 2P G23 GE MIH	9	600	60	G23	3000*	10 000	A	10	
37653	-	F9BX/SPX41/840 MIH	9	600	60	G23	4000*	10 000	A	10	
38986	-	F11 BX/865 2P G23 GE MIH	11	900	91	G23	6500*	10 000	A	10	
38928	-	F11 BX/830 2P G23 GE MIH	11	900	91	G23	3000*	10 000	A	10	
37664	-	F11BX/840/2P/S MIH	11	900	91	G23	4000*	10 000	A	10	
Biax S/E 4-pins, Required External Starter, 2G7 Base											
*also available in 2700K											
37715	-	F5BX/840/4P 2G7 MIH	5	265	35	2G7	4000*	10 000	B	10	
37716	-	F7BX/840/4P 2G7 MIH	7	425	47	2G7	4000*	10 000	A	10	
37711	-	F9BX/840/4P 2G7 MIH	9	600	60	2G7	4000*	10 000	A+	10	
97926	-	F9BX/830/4P 2G7 MIH GE	9	600	60	2G7	3000*	10 000	A+	10	
37713	-	F11BX/840/4P 2G7 MIH	11	900	91	2G7	4000*	10 000	A+	10	
12603	-	F11BX/865/4P 2G7 MIH	11	900	91	2G7	6500*	10 000	A	10	
97925	-	F11BX/830/4P 2G7 MIH GE	11	900	91	2G7	3000*	10 000	A+	10	
Biax D 2-pins, Internal Starter											
*also available in 2700K and 3500K											
70258	78212	F10DBX/T4/LL/830/2P BX 1/10	10	600	64	G24d-1	3000*	12 000	B	10	
70265	78214	F10DBX/T4/LL/840/2P BX 1/10	10	600	64	G24d-1	4000*	12 000	B	10	
70268	78215	F10DBX/T4/LL/865/2P BX 1/10	10	600	64	G24d-1	6500*	12 000	B	10	
70572	78222	F13DBX/T4/LL/830/2P BX 1/10	13	900	91	G24d-1	3000*	12 000	A	10	
70573	78224	F13DBX/T4/LL/840/2P BX 1/10	13	900	91	G24d-1	4000*	12 000	A	10	
70574	78225	F13DBX/T4/LL/865/2P BX 1/10	13	900	91	G24d-1	6500*	12 000	A	10	
13017	-	F18DBXT4/SPX65/865	18	1 200	100	G24d-2	6500*	12 000	B	10	
12864	-	F18DBXT4/SPX41/840	18	1 200	100	G24d-2	4000*	12 000	B	10	
12861	-	F18DBXT4/SPX30/830	18	1 200	100	G24d-2	3000*	12 000	B	10	
35305	-	F26DBXT4/SPX65/865	26	1 800	105	G24d-3	6500*	12 000	B	10	
35252	-	F26DBXT4/SPX41/840	26	1 800	105	G24d-3	4000*	12 000	B	10	
35237	-	F26DBXT4/SPX30/830	26	1 800	105	G24d-3	3000*	12 000	B	10	
Biax D/E LongLast™ 4-pins, Required External Starter, Q24q-1 Base											
*also available in 2700K and in 3500K											
70555	78218	F10DBX/T4/LL/830/4P BX 1/10	10	600	64	G24q-1	3000*	20 000	A	10	
70560	78220	F10DBX/T4/LL/840/4P BX 1/10	10	600	64	G24q-1	4000*	20 000	A	10	
Biax D/E LongLast™ 4-pins, Required External Starter											
*also available in 2700K and in 3500K											
70583	78227	F13DBX/T4/LL/830/4P BX 1/10	13	900	91	G24q-1	3000*	20 000	A	10	
70584	78229	F13DBX/T4/LL/840/4P BX 1/10	13	900	91	G24q-1	4000*	20 000	A	10	
70587	78232	F13DBX/T4/LL/865/4P BX 1/10	13	900	91	G24q-1	6500*	20 000	A	10	
12866	-	F18DBX/SPX30/830/4P	18	1 200	100	G24q-2	3000*	20 000	A	10	
12870	-	F18DBX/SPX41/840/4P	18	1 200	100	G24q-2	4000*	20 000	A	10	
35235	-	F26DBX/SPX30/830/4P	26	1 800	105	G24q-3	3000*	20 000	A	10	
35236	-	F26DBX/SPX41/840/4P	26	1 800	105	G24q-3	4000*	20 000	A	10	
42798	-	F26DBX/SPX65/865/4P	26	1 710	105	G24q-3	6500*	20 000	A	10	









Product Code	Previous Code	Product Description	Wattage (W)	Lumen (lm)	Volt (V)	Cap	CCT (K)	Lifetime (h)	Energy Class	Pack Qty	Picture
Biax T 2-pins with Amalgam, Internal Starter											
*also available in 2700K and 3500K											
35966	-	F13TBX/SPX30/830/A/2P	13	900	91	GX24d-1	3000*	12 000	B	10	
35941	-	F13TBX/SPX41/A/2P	13	900	91	GX24d-1	4000*	12 000	B	10	
35944	-	F18TBX/SPX30/830/A/2P	18	1200	100	GX24d-2	3000*	12 000	B	10	
35964	-	F26TBX/SPX41/840/A/2P	26	1 800	105	GX24d-3	4000*	12 000	B	10	
35952	-	F26TBX/SPX30/830/A/2P	26	1 800	105	GX24d-3	3000*	12 000	B	10	
Biax T/E LongLast™ 4-pins with Amalgam, Required External Starter											
*also available in 2700K and in 3500K											
34395	-	F13TBX/SPX30/830/A/4P	13	900	91	GX24q-1	3000*	20 000	A	10	
34387	-	F13TBX/SPX41/840/A/4P	13	900	91	GX24q-1	4000*	20 000	A	10	
34396	-	TU F18TBX/SPX30/830/A/4P GX24Q-2 GE MIH	18	1 200	100	GX24q-2	3000*	20 000	A	10	
34385	-	F18TBX/SPX41/840/A/4P	18	1 200	100	GX24q-2	4000*	20 000	A	10	
34397	-	F26TBX/SPX30/830/A/4P	26	1 800	105	GX24q-3	3000*	20 000	A	10	
34381	-	F26TBX/SPX41/840/A/4P	26	1 800	105	GX24q-3	4000*	20 000	A	10	
94523	-	F32TBX/SPX41/840/A/4P	32	2 400	100	GX24q-3	4000*	20 000	A	10	
94521	-	F32TBX/SPX30/830/AP4P	32	2 400	100	GX24q-3	3000*	20 000	A	10	
46315	-	F42TBX/841/A/4P/EOL	42	3 200	135	GX24q-4	3000*	20 000	A	10	
46313	-	F42TBX/830/A/4P/EOL	42	3 200	135	GX24q-4	3000*	20 000	A	10	
Biax L LongLast™ 4-pins, Required External Starter											
*also available in 2700K and in 3500K											
41090	-	TU F18BX/840 GE 1/25	18	1 250	61	2G11	4000*	10 000	A	25	
41088	-	TU F18BX/830 GE 1/25	18	1 250	61	2G11	3000*	10 000	A	25	
41155	-	TU F24BX/840 GE 1/25	24	1 800	91	2G11	4000*	10 000	A	25	
41134	-	TU F24BX/830 GE 1/25	24	1 800	91	2G11	3000*	10 000	A	25	
41170	-	TU F36BX/840 GE 1/25	36	2 900	112	2G11	4000*	10 000	A+	25	
41168	-	TU F36BX/830 GE 1/25	36	2 900	112	2G11	3000*	10 000	A+	25	
75694	-	TU F36BX/865 GE 1/25	36	2 900	112	2G11	6500*	10 000	A	25	
41167	-	TU F34BX/840 GE 1/25	34	2 800	120	2G11	4000	10 000	A+	25	
41163	-	TU F34BX/830 GE 1/25	34	2 800	120	2G11	3000	10 000	A+	25	
41171	-	TU F40BX/830 GE 1/25	40	3 500	126	2G11	3000	22 500	A	25	
41173	-	TU F40BX/840 GE 1/25	40	3 500	126	2G11	4000	22 500	A	25	
41174	-	TU F55BX/830 GE 1/25	55	4 800	100	2G11	3000	22 500	A	25	
41298	-	TU F55BX/840 GE 1/25	55	4 800	100	2G11	4000	22 500	A	25	
75695	-	TU F55BX/865 GE 1/25	55	4 800	100	2G11	6500	22 500	A	25	
2D Watt-Miser™											
85135	-	F162D/T4/827/2P GE HB 1/10 WM	16	1 100	103	GR8	2700	12 000	A	10	
85138	-	F162D/T4/835/2P GE HB 1/10 WM	16	1 100	103	GR8	3500	12 000	A	10	
85141	-	F162D/T4/827/4P GE HB 1/10 WM	16	1 100	103	GR10q	2700	12 000	A	10	
85142	-	F162D/T4/835/4P GE HB 1/10 WM	16	1 100	103	GR10q	3500	12 000	A	10	
85143	-	F212D/T4/827/4P GE HB 1/10 WM	21	1 375	103	GR10q	2700	12 000	A	10	
85144	-	F212D/T4/835/4P GE HB 1/10 WM	21	1 375	103	GR10q	3500	12 000	A	10	
85109	-	F282D/T5/827/2P GE HB 1/10 WM	28	2 150	108	GR8	2700	15 000	A	20	
85118	-	F282D/T5/827/4P GE HB 1/10 WM	28	2 150	108	GR10q	2700	15 000	A	20	
85130	-	F282D/T5/835/4P GE HB 1/10 WM	28	2 150	108	GR10q	3500	15 000	A	20	
85132	-	F282D/T5/840/4P GE HB 1/10 WM	28	2 150	108	GR10q	4000	15 000	A	20	
85133	-	F382D/T5/827/4P GE HB 1/10 WM	38	3 020	110	GR10q	2700	15 000	A	10	
85134	-	F382D/T5/835/4P GE HB 1/10 WM	38	3 020	110	GR10q	3500	15 000	A	10	




Product Code	Previous Code	Product Description	Wattage (W)	Lumen (lm)	Volt (V)	Cap	CCT (K)	Lifetime (h)	Energy Class	Pack Qty	Picture
Stick T3 Electronic Mini											
*also available in B22											
71124	-	OT FLE23QBX/T3/827/E27 230V 1/8T 10Y/01	23	1 400	230	E27*	2700	10 000	A	8	
72383	97000	OT FLE23QBX/T3/840/E27 230V 1/8T 10Y/01	23	1 400	230	E27	4000	10 000	A	8	
Stick T3 Electronic Mini											
*also available in B22 base **also available in 6500K											
71297	-	OT FLE9TBX/T3/827/E27 230V 1/8T 10Y/01	9	470	230	E27*	2700**	10 000	A	8	
71299	-	OT FLE9TBX/T3/840/E27 230V 1/10 10Y/01	9	470	230	E27*	4000**	10 000	A	10	
71117	-	OT FLE11TBX/T3/827/E27 230V 1/8T 10Y/01	11	590	230	E27*	2700**	10 000	A	8	
71296	-	OT FLE11TBX/T3/827/E14 230V 1/8T 10Y/01	11	590	230	E14*	2700**	10 000	A	8	
71116	-	OT FLE15TBX/T3/827/E27 230V 1/8T 10Y/01	15	850	230	E27*	2700**	10 000	A	8	
72375	-	OT FLE15TBX/T3/840/E27 230V 1/10 10Y/01	15	850	230	E27*	4000**	10 000	A	10	
72379	-	OT FLE20TBX/T3/827/E27 230V 1/8T 10Y/01	20	1 185	230	E27*	2700**	10 000	A	8	
72381	-	OT FLE20TBX/T3/840/E27 230V 1/10 10Y/01	20	1 185	230	E27*	4000**	10 000	A	8	
71500	-	OT FLE11TBX/T3/840/E27 230V 1/10 10Y/01	11	590	230	E27*	4000	10 000	A	10	
T2 Spiral Electronic											
*also available in B22 base **also available in 6500K											
85637	-	OT FLE8HLX/T2/827/E14 GE 1/8T 8Y /37	8	470	230	E14*	2700**	8 000	A	8	
85638	-	OT FLE8HLX/T2/827/E27 GE 1/8T 8Y /37	8	470	230	E27*	2700**	8 000	A	8	
85639	-	OT FLE12HLX/T2/827/E14 GE 1/6T 10Y /37	12	715	230	E14*	2700	10 000	A	6	
85640	-	OT FLE12HLX/T2/827/E27 GE 1/6T 10Y /37	12	715	230	E27*	2700**	10 000	A	6	
85642	-	OT FLE15HLX/T2/827/E27 GE 1/6T 10Y /37	15	950	230	E27*	2700**	10 000	A	6	
85644	-	OT FLE20HLX/T2/827/E27 GE 1/6T 10Y /37	20	1 220	230	E27*	2700**	10 000	A	6	
85646	-	OT FLE20HLX/T2/840/E27 GE BX 1/10 10Y/37	20	1 200	230	E27*	4000**	10 000	A	10	
85648	-	OT FLE23HLX/T2/827/E27 GE 1/6T 10Y/37	23	1 450	230	E27*	2700**	10 000	A	6	
85650	-	OT FLE23HLX/T2/840/E27 GE BX 1/10 10Y/37	23	1 380	230	E27*	4000**	10 000	A	10	
T2 LongLast™ Spiral Electronic											
*also available in B22											
71126	-	OT FLE8HLX/T2/827/E27 1/8T 15Y /01	8	470	230	E27*	2700	15 000	A	8	
75800	-	OT FLE13HLX/T2/827/E27 GE 1/6T 15Y /01	13	715	230	E27*	2700	15 000	A	6	
72390	-	OT FLE15HLX/T2/827/E27 GE 1/6T 15Y /01	13	950	230	E27*	2700	15 000	A	6	
72391	-	OT FLE20HLX/T2/827/E27 GE 1/6T 15Y /01	20	1 220	230	E27*	2700	15 000	A	6	
T3 Globe Electronic											
*also available in B22											
33928	-	OT FLE7SPH/T2/827/E14 1/8T GE 8Y/01	7	320	220-240	E14*	2700	8 000	A	8	

Product Code	Previous Code	Product Description	Wattage (W)	Lumen (lm)	Volt (V)	Cap	CCT (K)	Beam Angle (°)	Lifetime (h)	Energy Class	Pack Qty	Picture
Halogen Linear R7s double base energy saving												
63519	76210	OT K12 C100W 230V R7S 78MM GE BX1/10MIC	100	1 900	230	R7s	2800	-	2 000	D	10	
63525	76530	OT K12 C100W 240V R7S 78MM GE BX1/10MIC	100	1 900	240	R7s	2800	-	2 000	D	10	
64973	-	OT K11 C130W 230V R7S 117MM GE BX1/10MIC	130	2 440	230	R7s	2900	-	2 000	D	10	
64974	-	OT K11 C130W 240V R7S 117MM GE BX1/10MIC	130	2 440	240	R7s	2900	-	2 000	D	10	
64968	-	OT K9 C200W 230V R7S 117MM GE BX1/10MIC	200	4 000	230	R7s	3000	-	2 000	D	10	
64971	-	OT K9 C200W 240V R7S 117MM GE BX1/10MIC	200	4 000	240	R7s	3000	-	2 000	D	10	
64967	-	OT K1 C330W 230V R7S 117MM GE BX1/10MIC	330	7 000	230	R7s	3000	-	2 000	D	10	
64970	-	OT K1 C330W 240V R7S 117MM GE BX1/10MIC	330	7 000	240	R7s	3000	-	2 000	D	10	
Halogen Linear R7s double base												
29180	-	TU K4 1000W 230V R7S 189MM BX GE 1/10MIH	1000	21 000	230	R7s	3000	-	2 000	D	100	
29181	-	TU K4 1000W 240V R7S 189MM BX GE 1/10MIH	1000	21 000	240	R7s	3000	-	2 000	D	10	
29184	-	TU K5 1500W 230V R7S 254MM BX GE 1/10MIH	1500	32 000	230	R7s	3000	-	2 000	D	100	
29187	-	TU K5 1500W 240V R7S 254MM BX GE 1/10MIH	1500	32 000	240	R7s	3000	-	2 000	D	10	
Halo Standard											*also available in B22	
98362	-	TU 30W HALO A/CL/E27 230V GE BX 1/10	30	405	230	E27*	2800	-	2 000	D	10	
98361	-	TU 30W HALO A/CL/B22 240V GE TRBX 1/8	30	405	240	B22	2800	-	1000	C	1/8	
98406	-	TU 30W HALO A/CL/E27 240V GE TRBX 1/8	30	405	240	E27*	2800	-	2 000	D	8	
63613	-	TU 42W HALO A/CL/E27 230V GE BX 1/10	42	630	230	E27*	2800	-	2 000	D	10	
79422	-	TU 42W HALO A/CL/E27 240V GE TRBX 1/8	42	630	240	E27*	2800	-	2 000	D	8	
63931	-	TU 42W HALO A/CL/E27 240V GE TWBX 2/16TR	42	630	240	E27	2800	-	2000	C	2/16	
62575	-	TU 42W HALO A/CL/B22 240V GE TRBX 1/8	42	630	240	B22	2800	-	2000	C	1/8	
63928	-	TU 42W HALO A/CL/B22 240V GE TWBX 2/16TR	42	630	240	B22	2800	-	2000	C	2/16	
63959	-	TU 53W HALO A/CL/E27 230V GE BX 1/10	53	850	230	E27*	2900	-	2 000	D	8	
63961	-	TU 53W HALO A/CL/E27 240V GE TRBX 1/8	53	850	240	E27*	2900	-	2 000	D	8	
64993	-	TU 53W HALO A/CL/B22 240V GE TRBX 1/8	53	850	240	B22	2900	-	2000	C	1/8	
63612	-	TU 70W HALO A/CL/E27 230V GE BX 1/10	70	1 200	230	E27*	2900	-	2 000	D	10	
79423	-	TU 70W HALO A/CL/E27 240V GE TRBX 1/8	70	1 200	240	E27*	2900	-	2 000	D	8	
63932	-	TU 70W HALO A/CL/E27 240V GE TWBX 2/16TR	70	1200	240	E27	2900	-	2000	C	2/16	
63929	-	TU 70W HALO A/CL/B22 240V GE TWBX 2/16TR	70	1200	240	B22	2900	-	2000	C	2/16	
62576	-	TU 70W HALO A/CL/B22 240V GE TRBX 1/8	70	1200	240	B22	2900	-	2000	C	1/8	
97246	-	TU 100W HALO A/CL/E27 230V GE BX 1/10	100	1 800	230	E27*	2900	-	2 000	D	10	
97243	-	TU 100W HALO A/CL/E27 240V GE TRBX 1/8	100	1 800	240	E27*	2900	-	2 000	D	8	
Halo Candle											*also available in B15 and B22	
98402	-	TU 20W HALO C/CL/E14 230V GE BX 1/10	20	235	230	E14*	2900	-	2 000	D	10	
98399	-	TU 20W HALO C/CL/E14 240V GE TRBX 1/12	20	235	240	E14*	2800	-	2 000	D	12	
98400	-	TU 20W HALO C/CL/B22 240V GE TRBX 1/12	20	235	240	B22	2800	-	1000	C	1/12	
98398	-	TU 30W HALO C/CL/E14 230V GE BX 1/10	30	405	230	E14*	2800	-	2 000	D	10	
98396	-	TU 30W HALO C/CL/E27 230V GE BX 1/10	30	405	230	E27*	2800	-	2 000	D	10	
98392	-	TU 30W HALO C/CL/E14 240V GE TRBX 1/12	30	405	240	E14*	2800	-	2 000	D	12	
98391	-	TU 30W HALO C/CL/E27 240V GE TRBX 1/12	30	405	240	E27*	2800	-	2 000	D	12	
98367	-	TU 30W HALO C/CL/E14 240V GE TWBX 2/20TR	30	405	240	E14	2800	-	1000	C	2/20	
98393	-	TU 30W HALO C/CL/B22 240V GE TRBX 1/12	30	405	240	B22	2800	-	1000	C	1/12	
76575	-	TU 42W HALO C/CL/E14 230V GE BX 1/10	42	630	230	E14*	2900	-	2 000	D	10	
76573	-	TU 42W HALO C/CL/E27 230V GE BX 1/10	42	630	230	E27*	2900	-	2 000	D	10	
76569	-	TU 42W HALO C/CL/E14 240V GE TRBX 1/12	42	630	240	E14*	2900	-	2 000	D	12	
76568	-	TU 42W HALO C/CL/E27 240V GE TRBX 1/12	42	630	240	E27*	2900	-	2 000	D	12	
63936	-	TU 42W HALO C/CL/E14 240V GE TWBX 2/20TR	42	630	240	E14	2800	-	2000	C	2/20	
63938	-	TU 42W HALO C/CL/B22 240V GE TWBX 2/20TR	42	630	240	B22	2800	-	2000	C	2/20	
76570	-	TU 42W HALO C/CL/B22 240V GE TRBX 1/12	42	630	240	B22	2800	-	2000	C	1/12	
Halo Spherical											*also available in B15 and B22	
98390	-	TU 20W HALO S/CL/E14 230V GE BX 1/10	20	170	230	E14*	2900	-	2 000	D	10	
98388	-	TU 20W HALO S/CL/E27 230V GE BX 1/10	20	235	230	E27*	2900	-	2 000	D	10	
98385	-	TU 20W HALO S/CL/E14 240V GE TRBX 1/12	20	235	240	E14*	2800	-	2 000	D	12	
98384	-	TU 30W HALO S/CL/E14 230V GE BX 1/10	30	405	230	E14*	2800	-	2 000	D	10	
98382	-	TU 30W HALO S/CL/E27 230V GE BX 1/10	30	405	230	E27*	2800	-	2 000	D	10	
98372	-	TU 30W HALO S/CL/E14 240V GE TWBX 2/16TR	30	405	240	E14	2800	-	1000	C	2/16	
98377	-	TU 30W HALO S/CL/E27 240V GE TRBX 1/12	30	405	240	E27*	2900	-	2 000	D	12	
98378	-	TU 30W HALO S/CL/E14 240V GE TRBX 1/12	30	405	240	E14*	2800	-	2 000	D	12	
98375	-	TU 30W HALO S/CL/B22 240V GE TWBX 2/16TR	30	405	240	B22	2800	-	1000	C	2/16	
76553	-	TU 42W HALO S/CL/E14 230V GE BX 1/10	42	630	230	E14*	2900	-	2 000	D	10	
76551	-	TU 42W HALO S/CL/E27 230V GE BX 1/10	42	630	230	E27*	2900	-	2 000	D	10	
76548	-	TU 42W HALOS/CL/E14 240V GE TRBX 1/12	42	630	240	E14*	2900	-	2 000	D	12	
63944	-	TU 42W HALO S/CL/E14 240V GE TWBX 2/16TR	42	630	240	E14	2800	-	2000	C	2/16	
76547	-	TU 42W HALO S/CL/E27 240V GE TRBX 1/12	42	630	240	E27*	2900	-	2 000	D	12	








Product Code	Previous Code	Product Description	Wattage (W)	Lumen (lm)	Volt (V)	Cap	CCT (K)	Beam Angle (°)	Lifetime (h)	Energy Class	Pack Qty	Picture
Halo Other												
75927		TU 30W HAL COOK E14 240V BL 2/20 TR	30	405	240	E14	2800	-	2000	C	2/20	
Very low voltage capsule												
93010694	34720	OT M29/H Q10/6V/TR/CL G4 100H GE BX 1/20	10	-	6	G4	-	-	-	-	20	
93010624	34714	OT M35/H Q20/12V/TR CL G4 250H GE BX1/20	20	-	12	G4	-	-	-	-	20	
34674	-	TU*M11/H H10/12V/TR/CL G4 GE BX 1/20 MIH	10	140	12	G4	2800	-	2 000	C	20	
93010692	-	OT M47/H Q20/12V/AX/CL G4 GE BX 1/20 MIC	20	380	12	G4	2900	-	2 000	C	20	
88304	-	OT M47/H/E 20W 12V G4 GE HFBL 2/20 TRAY	20	380	12	G4	2900	-	2000	C	2/20	
42959	-	TU M9/H H5/12V/TR/CL G4 GE BX 1/20 MIH	5	60	12	G4	2800	-	2 000	B	20	
34682	-	TU M313/H Q75/12V/TR/CL GY6,35 GE BX1/20	75	1 350	12	GY6.35	2900	-	3 000	D	20	
34702	-	TU M32/H Q50/12V/TR/CL GY6,35 GE BX 1/20	50	930	12	GY6.35	2900	-	3 000	C	20	
97298	-	TU M32 12V 50W GY6.35 BULK 1/60/720	50	950	12	Gy6.35	2900	-	2000	C	1/60/720	
34708	-	TU M95/H Q35/12V/TR/CL GY6,35 GE BX 1/20	35	550	12	GY6.35	2900	-	3 000	C	20	
34712	-	TU M76/H Q20/12V/AX/CL GY6,35 GE BX 1/20	20	300	12	GY6.35	3000	-	3 000	C	100	
34710	-	TU M75/H Q35/12V/AX/CL GY6,35 GE BX 1/20	35	600	12	GY6.35	3000	-	4 000	C	100	
34703	-	TU M74H Q50/12V/AX/CL GY6,35 GE BX 1/20	50	900	12	GY6.35	3000	-	4 000	C	100	
34683	-	TU M73/H Q75/12V/AX/CL GY6,35 GE BX 1/20	75	1 350	12	GY6.35	3000	-	4 000	D	20	
34663	-	TU M67/H Q100/24V/TR/CL GY6,35 GEBX1/20	100	2 000	24	GY6.35	3000	-	3 000	D	20	
34664	-	TU M180/H Q100/12V/AX/CL GY6,36GE BX1/20	100	2 150	12	GY6.35	3000	-	4 000	C	20	
34676	-	TU 56510 Q100/12V/TR/CL GY6,35 GE BX1/20	100	2 200	12	GY6.35	3000	-	3 000	C	20	
Mains voltage capsule												
98415	-	TU SHORTG9 20W CL 230V GE BX 1/10 MIH	20	235	230	G9	3000	-	1 000	D	-	
98441	-	TU SHORTG9 20W CL 240V GE BX 1/10 MIH	20	235	240	G9	4000	-	1 000	D	-	
98413	-	TU SHORTG9 20W CL 240V GE HFBL 2/20 MIH	20	235	240	G9	2800	-	2000	C	2/20	
93025904	-	TU SHORTG9 30W CL 240V GE HFBL2/20 TR	30	405	240	G9	2800	-	2000	C	2/20	
64126	-	TU SHORTG9 42W CL 230V GE BX 1/10 MIH	42	630	230	G9	2800	-	2 000	D	10	
Precise MR16 Bright 5000 dichroic reflector closed - Standard												
											*also available in 18° and 60° beam angles	
88235	-	OT M269/BAB/CG 20W 12V GE BX1/10 MIC	20	450	12	GU5.3	3000	36	5 000	C	10	
93031672	-	OT M258/EXN/CG 50W 12V GE TWBL 2/20 MIC	50	680	12	GU5.3	2800	36	5000	C	1/10	
88239	-	OT M258/EXN/CG 50W 12V GE BX1/10 MIC	50	2 100	12	GU5.3	3000	36*	5 000	C	10	

Special Lamps

Product Code	Previous Code	Product Description	Wattage (W)	Lumen (lm)	Volt (V)	Cap	CCT (K)	Beam Angle (°)	Lifetime (h)	Energy Class	Pack Qty	Picture
Swimming Pool Lamps PAR 56												
23427	-	300PAR56 12V	300	-	12	Screw Terminal	-	WFL	1 000	-	12	



Product Code	Previous Code	Product Description	Wattage (W)	Lumen (lm)	Volt (V)	CCT (K)	Beam Angle (°)	Lifetime (h)	Energy Class	Pack Qty	Picture
BTA LED Panel											
93041679	-	BTA22-3640-7S-L EU	36	3 900	-	4000	-	50 000	-	1	
93040562	-	BTA22-3540-7S-T-L EU	35	3 800	-	4000	-	50 000	-	1	
LED Lumination™ IS											
93012514	-	IS147A2MDSLVR IHNS	35	3 900	-	3 500	-	-	A++	1	
93012515	-	IS147A2MVSLVR IHNS	35	3 900	-	3 500	-	-	A++	1	
93012516	-	IS147A3MDSLVR IHNS	35	3 900	-	4 000	-	-	A++	1	
93012517	-	IS147A3MVSLVR IHNS	35	3 900	-	4 000	-	-	A++	1	
93012575	-	IS147A2MVSLVREL IHNS*	39	3 900	-	3 500	-	-	A++	1	
93012533	-	IS147A3MVSLVREL IHNS*	39	3 900	-	4 000	-	-	A++	1	
93012577	-	IS147A2MDSLVRREL IHNS*	39	3 900	-	3 500	-	-	A++	1	
93012578	-	IS147A3MDSLVRREL IHNS*	39	3 900	-	4 000	-	-	A++	1	
93012518	-	IS147B2MDSLVR IHNS	44	4 800	-	3 500	-	-	A++	1	
93012519	-	IS147B2MVSLVR IHNS	44	4 800	-	3 500	-	-	A++	1	
93012520	-	IS147B3MDSLVR IHNS	44	5 000	-	4 000	-	-	A++	1	
93012561	-	IS147B3MVSLVR IHNS	44	5 000	-	4 000	-	-	A++	1	
93012581	-	IS147B2MVSLVRREL IHNS*	48	4 800	-	3 500	-	-	A++	1	
93012582	-	IS147B3MVSLVRREL IHNS*	48	5 000	-	4 000	-	-	A++	1	
93012585	-	IS147B2MDSLVRREL IHNS*	48	4 800	-	3 500	-	-	A++	1	
93012586	-	IS147B3MDSLVRREL IHNS*	48	5 000	-	4 000	-	-	A++	1	
LED Eco Downlight											
93011620	-	DM6L110SP40	10	800	-	4000	-	40 000	A+	1	
93011762	-	DM6L212SP40	12	1 000	-	4000	-	40 000	A+	1	
93011767	-	DM8L118SP40	18	1 500	-	4000	-	40 000	A+	1	
93011768	-	DM8L224SP40	24	2 000	-	4000	-	40 000	A+	1	
93011771	-	DM8L330SP40	30	2 500	-	4000	-	40 000	A+	1	
LED BRR											
93033041	-	BRR227A840DMP 600x600 DALI 4000k	37	3 600	-	4000	-	40 000	A++	1	
93043127	-	BRR227A840D 600x600 DALI 4000k	37	3 600	-	4000	-	40 000	A++	1	
93028696	-	BRR227A840DH 600x600 DALI 4000k	57	5 900	-	4000	-	40 000	A++	1	
93028697	-	840DHMP 600x600 DALI 4000k	57	5 900	-	4000	-	40 000	A++	1	
LED NB1000											
95946	-	BW173FWOPL	8	700	220-240	4000	-	50 000	-	1	
95947	-	BW273FWOPL	12.5	1 200	220-240	4000	-	50 000	-	1	
95949	-	BW373FWOPL	17	1 500	220-240	4000	-	50 000	-	1	

Outdoor LED Luminaires

A complete portfolio

Navona

1 160 - 7 430 lm
 96 000 h/L90
 Decorative & Pedestrian

The Navona fixture combines timeless aesthetics – suitable for any environment – with an advanced LED optical system that ensures light is directed specifically where it's needed. Add in energy efficiency, low maintenance and compatibility with outdoor controls and the result is a remarkably versatile urban lighting solution.



Okapi LED

1 300 - 5 640 lm
 50 000 h
 Decorative & Pedestrian

The perfect combination between the aesthetic and functionality makes Okapi the perfect solution for the replacement of luminaires with low energy efficiency and important light nuisances. This luminaire is ideal for efficient lighting of walkways, parks and gardens up to 6m high.



Spinella LED

2 050 - 24 320 lm
 50 000 h
 Road & Street

Introducing Spinella, GE Lighting's single and multiple module roadway fixtures. From residential streets to highways, the Spinella fixture is changing the way you light your roads. Developed and produced in EMEA, GE balances the technical needs of a sophisticated LED system with the functional demands of a reliable outdoor fixture for all weather conditions.



Odyssey LED

1 530 - 9 390 lm
 21 500 h/L90
 Road & Street

The Odyssey LED luminaire is a high performance, controllable road lighting fitting. It is ideal for efficient lighting of street and roadway applications, walkways, parks and gardens up to 15m high.



SLBt

1 000 - 7 770 lm
 60 000 h/L80
 Road & Street

The development of the SLBt fixture provides an easy and attractive upgrade path to all the major benefits of LED street lighting, and represents an outstanding combination of lighting technology, energy efficiency and value for money. Practical and reliable, this is the perfect entry level solution.



SMBt

1 900 - 11 700 lm
 64 000 h/L90
 Road & Street

The SMBt LED roadway lighting fixture makes all the advantages of LED lighting available for a wide audience. Designed to replace 35-150W HID fixtures, this fixture is a great LED solution for minor roads, residential streets and other public spaces where modest level of illumination is required.



SMix



Economy, safety and aesthetics are the key to our SMix outdoor fixture, which produces uniform illuminance, both at low and high levels. The SMix is also fully compatible with GE's LightGrid technology for Intelligent City solutions, opening up multiple possibilities, further down the road.



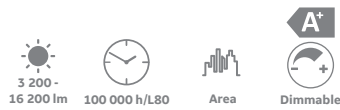
AMix



Our LED canopy fixture AMix provides a flexible and rapid installation solution for petrol stations, high bays, parking garages, industrial areas and other area lighting application areas. It is ideally suited both for replacing traditional fixtures such as HID luminaires and for new installations.



ALix



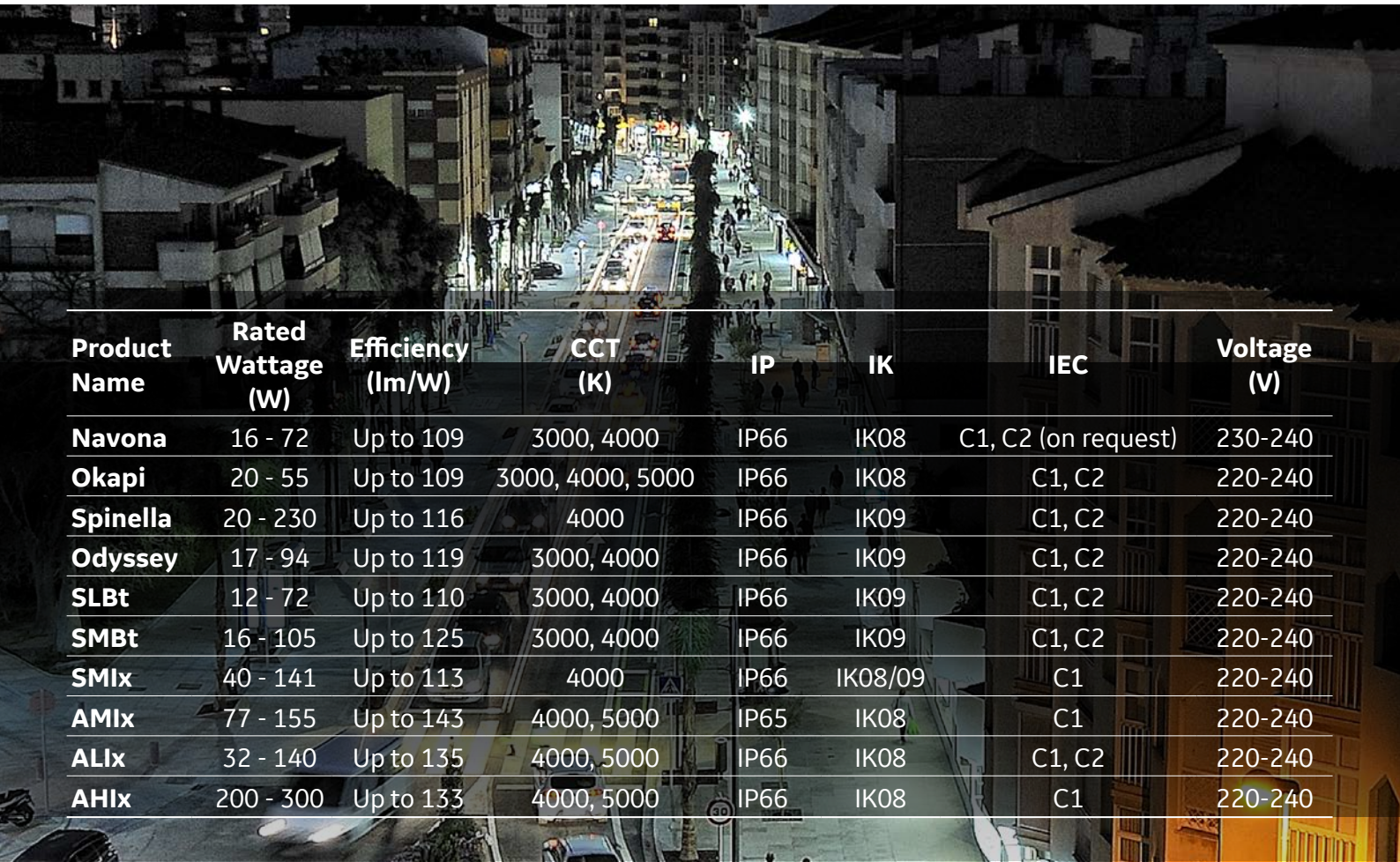
The ALix provides reduced energy consumption, combined with a long rated life that virtually eliminates ongoing maintenance expenses, enabling significant operating cost benefits over the life of each fixture. Wide range of asymmetrical and symmetrical photometric distributions available optimised for area lighting, flood lighting, and low-traffic roadways.



AHix



The AHix luminaire offers an optimal LED lighting solution for high lumen package applications. Utilizing GE's unique, tried and tested reflective optic technology, combined with the effective thermal management, excellent light efficiency can be maintained throughout the whole lifetime of the luminaire, even under extreme thermal conditions.



Product Name	Rated Wattage (W)	Efficiency (lm/W)	CCT (K)	IP	IK	IEC	Voltage (V)
Navona	16 - 72	Up to 109	3000, 4000	IP66	IK08	C1, C2 (on request)	230-240
Okapi	20 - 55	Up to 109	3000, 4000, 5000	IP66	IK08	C1, C2	220-240
Spinella	20 - 230	Up to 116	4000	IP66	IK09	C1, C2	220-240
Odyssey	17 - 94	Up to 119	3000, 4000	IP66	IK09	C1, C2	220-240
SLBt	12 - 72	Up to 110	3000, 4000	IP66	IK09	C1, C2	220-240
SMBt	16 - 105	Up to 125	3000, 4000	IP66	IK09	C1, C2	220-240
SMix	40 - 141	Up to 113	4000	IP66	IK08/09	C1	220-240
AMix	77 - 155	Up to 143	4000, 5000	IP65	IK08	C1	220-240
ALix	32 - 140	Up to 135	4000, 5000	IP66	IK08	C1, C2	220-240
AHix	200 - 300	Up to 133	4000, 5000	IP66	IK08	C1	220-240

The Fundamentals

2017



www.gelighting.com/eu

and General Electric are both registered trademarks
of the General Electric Company

GE Lighting is constantly developing and improving its products. For this reason, all product descriptions in this brochure are intended as a general guide, and we may change specifications from time to time in the interest of product development, without prior notification or public announcement. All descriptions in this publication present only general particulars of the goods to which they refer and shall not form part of any contract. Data in this guide has been obtained in controlled experimental conditions. However, GE Lighting cannot accept any liability arising from the reliance on such data to the extent permitted.